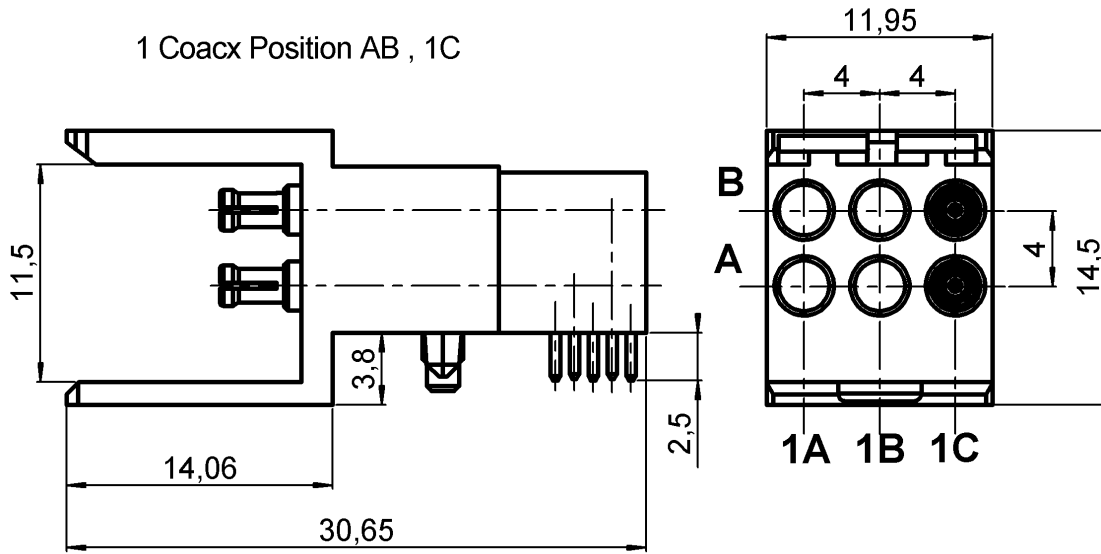


R/A MALE MODULE 2 SOLDER TYPE INSERTS
2.5MM FOR PCB

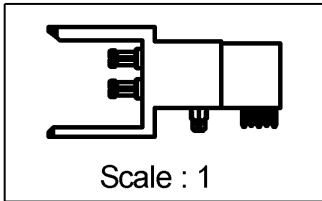
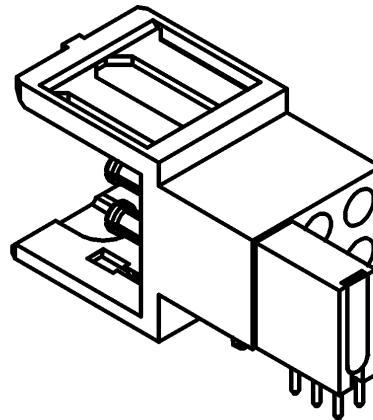
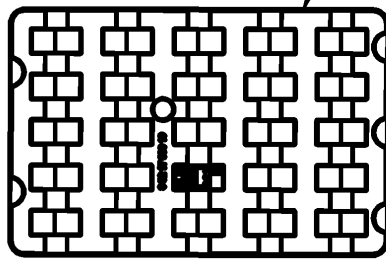
R694.251.113

Series : MCC2

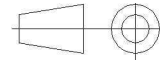
1 Coax Position AB , 1C



Connectors' packaging



All dimensions are in mm.



COMPONENTS	MATERIALS	PLATING (µm)
BODY	BRASS	NICKEL 2
CENTER CONTACT	BERYLLIUM COPPER	NPGR
OUTER CONTACT	BRONZE	NPGR
INSULATOR	PEEK , ULTEM	
GASKET	-	
OTHERS PARTS	LIQUID CRISTAL POLYMER	
.	.	.
.	.	.

Issue : 0627 B

In the effort to improve our products, we reserve the right to make changes judged to be necessary.



R/A MALE MODULE 2 SOLDER TYPE INSERTS

R694.251.113

2.5MM FOR PCB

Series : **MCC2**

PACKAGING

SPECIFICATION

Standard	Unit	Other
25	'W' option	Contact us

ELECTRICAL CHARACTERISTICS

ENVIRONMENTAL

Impedance	50	Ω
Frequency	0-6	GHz
VSWR	1.20* + 0,0000	x F(GHz) Maxi
Insertion loss	0.2	\sqrt{F} (GHz) dB Maxi
RF leakage	- (- F(GHz)) dB Maxi
Voltage rating	500	Veff Maxi
Dielectric withstanding voltage	750	Veff mini
Insulation resistance	5000	M Ω mini

Operating temperature	-25/+125	$^{\circ}$ C
Hermetic seal	NA	Atm.cm3/s
Panel leakage	NA	

OTHER CHARACTERISTICS

Assembly instruction

Others :
VSWR optimized between DC to 3GHz

MECHANICAL CHARACTERISTICS

Center contact retention		
Axial force – Mating end	6	N mini
Axial force – Opposite end	6	N mini
Torque	NA	N.cm mini
Recommended torque		
Mating	NA	N.cm
Panel nut	NA	N.cm
Mating life	500	Cycles mini
Weight	79,6100	g

Issue : 0627 B

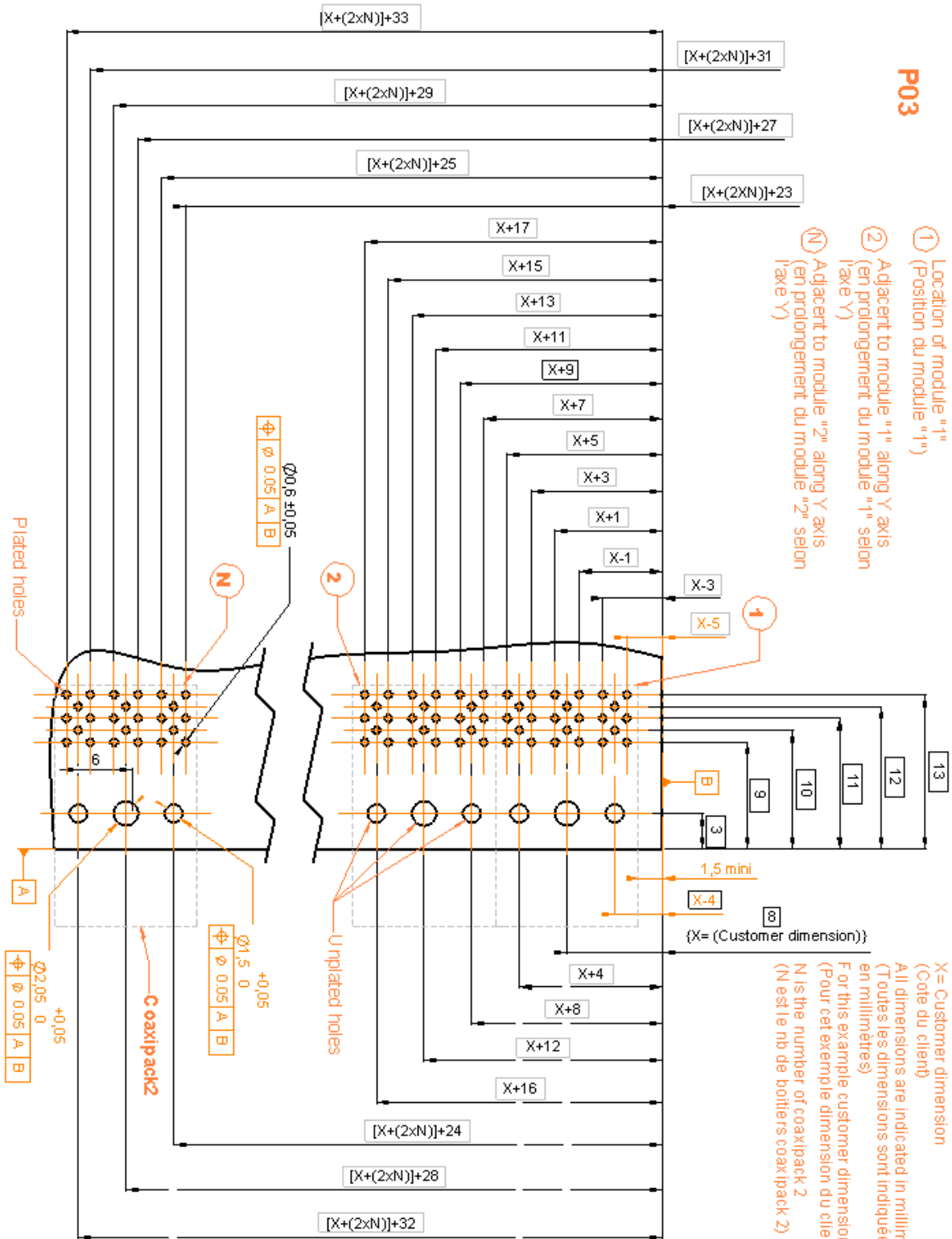
In the effort to improve our products, we reserve the right to make changes judged to be necessary.



R/A MALE MODULE 2 SOLDER TYPE INSERTS
2.5MM FOR PCB

R694.251.113

Series : MCC2



P03

- ① Location of module "1"
- (Position du module "1")
- ② Adjaçant to module "1" along Y axis
- (en prolongement du module "1" selon l'axe Y)
- N Adjaçant to module "2" along Y axis
- (en prolongement du module "2" selon l'axe Y)

X= Customer dimension
(Cote du client)
All dimensions are indicated in millimetres
(Toutes les dimensions sont indiquées en millimètres)
For this example customer dimension X=8mm
(Pour cet exemple dimension du client X=8mm)
N is the number of coaxipack 2
(N est le nb de boîtiers coaxipack 2)

Issue : 0627 B
In the effort to improve our products, we reserve the right to make changes judged to be necessary.

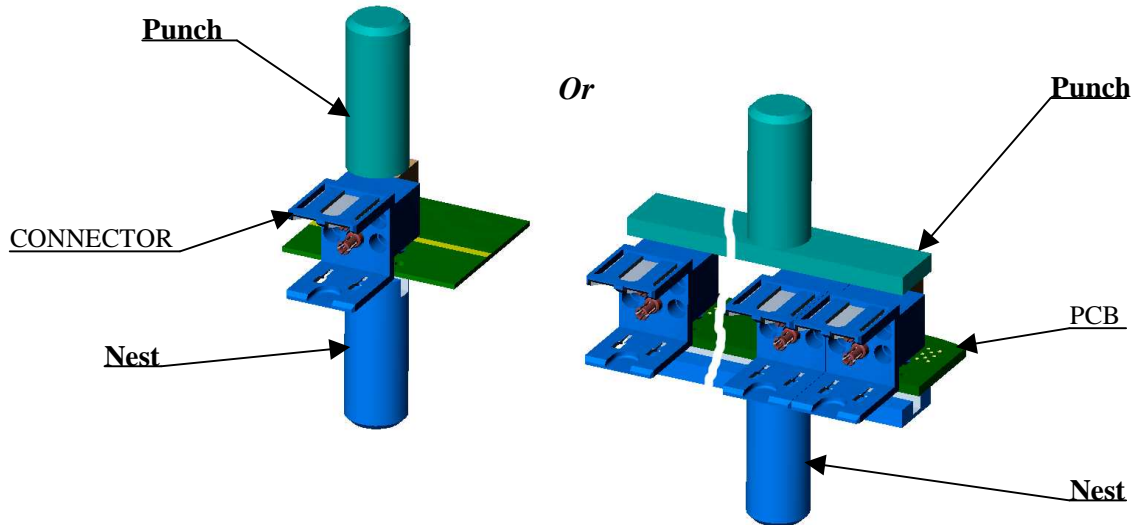


R/A MALE MODULE 2 SOLDER TYPE INSERTS
2.5MM FOR PCB

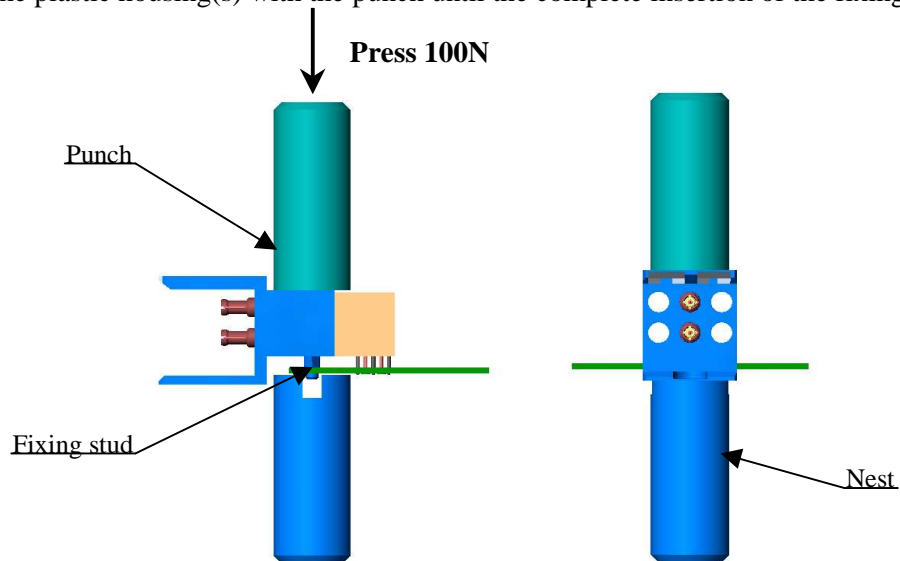
R694.251.113

Series : MCC2

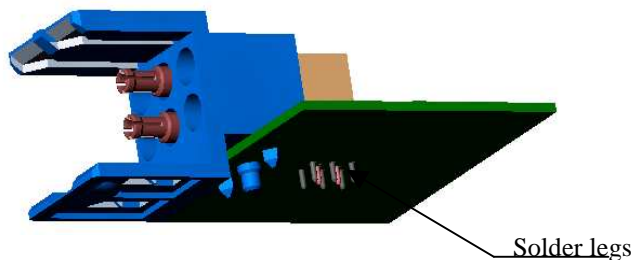
- Place the coax connector on the PCB



- Place correctly the PCB between the punch and the nest of the press.
- In case of multiple housing configuration , use a punch and a nest large enough to cover all the housings.
- Press on the plastic housing(s) with the punch until the complete insertion of the fixing stud into the PCB.



- Solder the legs on board



Radiall do not recommend to use more than 3 modules on the same motherboard and can't be held liable of any connection defect when more than 3 modules are implemented on the board

Issue : 0627 B

In the effort to improve our products, we reserve the right to make changes judged to be necessary.

